




bar

A module of the Valve-Control System bar-vacotrol

bar-**posiswitch**®



With patented
self-initialization



The **self-adjusting** opto-electric
position indicator system

Objective

The new opto-electric position indicator system **bar-posiswitch** was specially developed for the actubar type of actuator.


It can be placed directly onto the actubar – without brackets or feet – and therefore forms a compact unit.

Alternatively the bar-posiswitch can be mounted on all quarterturn-actuators with NAMUR interface acc. to VDI/VDE 3845 so that the unique advantages are usable at these combinations also.

One of the special features: the patented system adjusts the end positions itself!

The adjustment which is often resulting in mistakes and waste of time is not necessary any more. The position indicator system is ready for use directly after mounting.

bar-positurn has all features for wiring the solenoid valves for use for monostable as well for bistable valves. The expensive laying of different cables per valve each is avoided as bar-posiswitch offers all input and output signals and needs only one cable at all.



No adjusting
of the end positions!



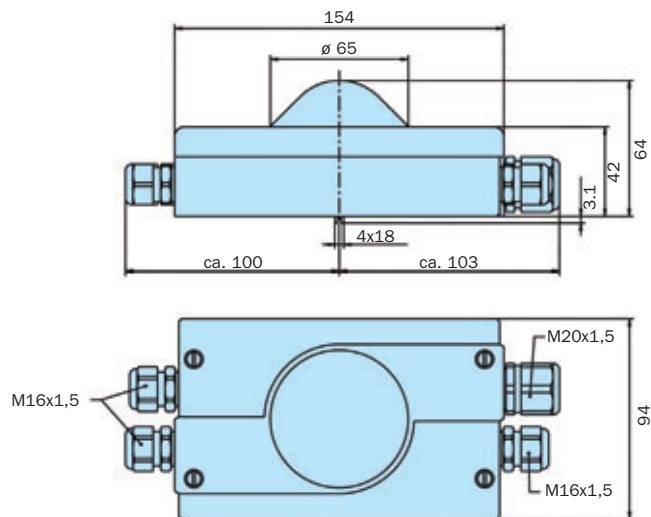
bar-posiswitch is mounted
directly on top of the actubar

Special features

- Up to 4 cable glands.
- Available in 2 different types of switch.
- -adjusting switch points for both end positions.
- Protected and clearly visible position indicator, adjustable for 2-way- and 3-way-valves.
- Robust construction via Aluminium diecast-housing.
- Flexible modular design.
- All components are made from either corrosion-resistant or corrosion-protected materials.
- Optionally with pressure-balance device to avoid emergence of condensation water at extrem climatic conditions
- Direct assembly via vacotrol-interface of the quarterturn-actuator actubar. Alternatively applicable for all interfaces according to VDI/VDE 3845.



Paths of flow of the valve are clearly displayed with the red markings



Benefits

Simple, also subsequent wiring of solenoid valves in bar-positswitch is possible. Also for bistable versions with 2 coils.

Multiple application possibilities and short delivery time via modular construction.

Time and cost savings.
Switching points are always correctly adjusted.

Path of flow is recognisable from long distances for both 2-way as well as 3-way valves.

Unaffected by outside influences.

Especially advantageous price/-performance ratio.

Can be adopted for many conditions.

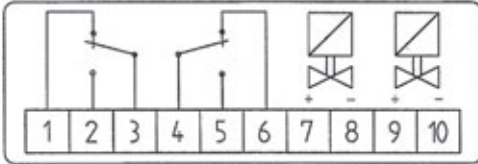
Extended life cycle of the electric components as well as higher corrosion resistance.

Compactness and robustness due to direct mounting as well as flexible assembly to all common actuator-series

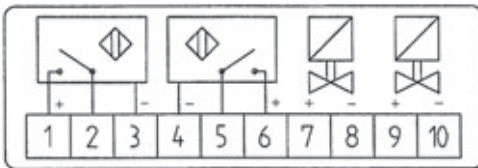
Technical Data

Materials	
Housing	Alu-diecast, resin-coated
Screws	stainless steel A2
Sight glass	PC
Cable glands	PA
Actuating shaft	stainless steel
Pivoting angle	up to 180°
Protection type	IP 67
Temperature range	-20° to +70°C
Weight	520 g
Cable glands	up to 4 glands 3x M16 1x M20
Cable	M16 = \varnothing 5 - 10 mm, up to 1,5 mm ² M20 = \varnothing 7 - 13 mm, up to 1,5 mm ²
Display/switch range	0° up to 180° pivoting angle
Micro-switch	Type M2
Voltage/cont. current	DC up to 120 Volt/4A AC up to 250 Volt/16A
Contacts	Silver/Nickel-coated
Switch function	Change-over contacts
Inductive sensor	Type D2 , direct switching, 3-wire technology
Voltage range	10V - 36V/DC
Continuous current	200 mA
Switch function	+ switching, PNP normally open, damped or undamped in end position

Switch Diagrams



Micro-switch type M2

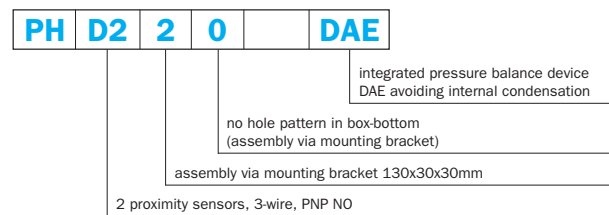
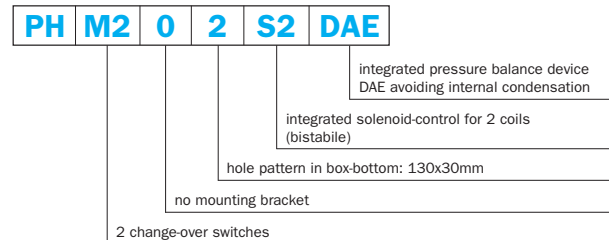
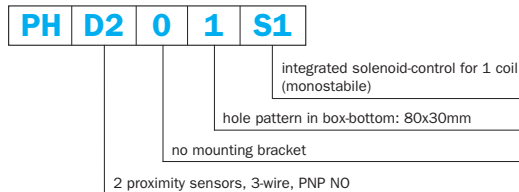
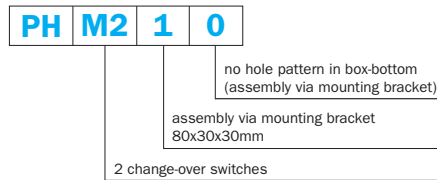


Inductive sensors type D2

Type-code

PH	xx	x	x	xx	xxx
					<p>pressure balance device DAE DAE = pressure balance device DAE avoiding internal condensation</p>
					<p>integrated solenoid-control S1 = integrated solenoid-control for 1 coil (monostabile control-valve) S2 = integrated solenoid-control for 2 coils (bistabile control-valve)</p>
					<p>Hole pattern in box-bottom 0 = none (assembly via mounting bracket) 1 = 80x30 mm 2 = 130x30 mm</p>
					<p>Mounting brackets 0 = none 1 = mounting bracket 80x30x30mm 2 = mounting bracket 130x30x30mm 3 = mounting bracket 80x30x20mm 4 = mounting bracket 130x30x50mm</p>
					<p>Version M2 = 2 mechanical change-over switches D2 = 2 proximity sensors, 3-wire, PNP normally open</p>

Examples of use



bar GmbH

Auf der Hohl 1
53547 Dattenberg

Tel. +49 (0) 2644 - 96070
Fax +49 (0) 2644 - 960735

www.bar-gmbh.de
sales@bar-gmbh.de

www.bar-gmbh.de